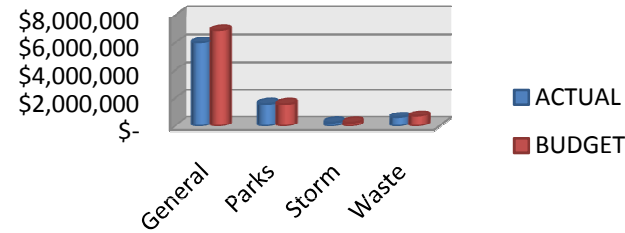



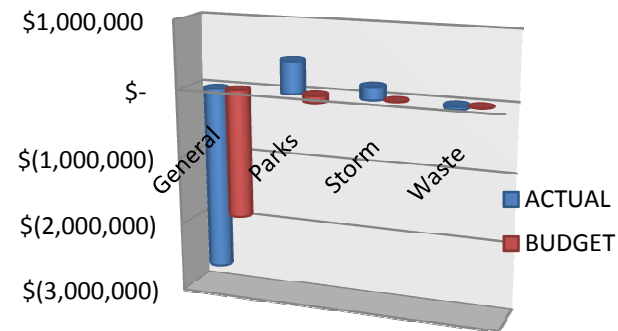
YTD FUND REVENUE



PER RESIDENT REVENUE & EXPENSE



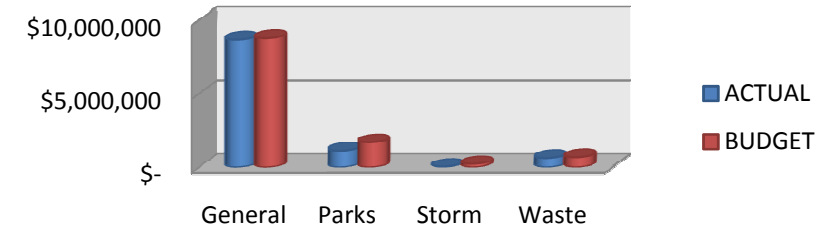
YTD FUND BALANCE CHANGE



CONDITION OF FUND BALANCES

YTD	March	FUND	Gen Fund	Parks Fund	Storm Water	Solid Waste
BEGINNING OF YEAR			\$ 8,762,128	\$ 1,007,885	\$ 98,653	\$ 167,737
YEAR TO DATE CHANGE			\$ (2,664,004)	\$ 467,597	\$ 184,533	\$ (40,805)
ENDING OF MONTH			\$ 6,098,124	\$ 1,475,482	\$ 283,186	\$ 126,932
PERCENTAGE CHANGE			-30.40%	46.39%	187.05%	-24.33%
YTD REVENUE			\$ 6,016,381	\$ 1,604,397	\$ 238,447	\$ 613,332
YTD COSTS AND EXPENSES				YTD %	BUDGET &	VARIANCE
101 CITY COUNCIL			\$ 108,346	1.25%	1.02%	0.22%
102 CITY MANAGER			\$ 503,881	5.80%	5.62%	0.19%
103 FINANCE MANAGER			\$ 395,324	4.55%	4.71%	-0.15%
104 COURTS AND LEGAL			\$ 395,947	4.56%	3.92%	0.65%
106 PLANNING			\$ 718,641	8.28%	7.62%	0.66%
111 POLICE			\$ 2,948,216	33.96%	35.43%	-1.46%
112 CROSSING GUARDS			\$ 28,867	0.33%	0.41%	-0.07%
113 CRIMINAL COURTS				0.00%	0.00%	0.00%
114 FIRE			\$ 1,488,929	17.15%	19.00%	-1.85%
115 PORT ROYAL FF			\$ 412,167	4.75%	5.09%	-0.34%
119 VICTIMS' RIGHTS			\$ 42,280	0.49%	0.51%	-0.02%
121 PUBLIC WORKS			\$ 132,797	1.53%	1.76%	-0.23%
122 STREETS			\$ 484,416	5.58%	6.07%	-0.49%
124 TRAFFIC			\$ 98,223	1.13%	1.43%	-0.30%
126 MAINTENANCE			\$ 45,629	0.53%	0.61%	-0.08%
127 STREET LIGHTENING			\$ -	0.00%	0.11%	-0.11%
131 NON-DEPARTMENTAL			\$ 599,052	6.90%	2.72%	4.18%
141 SRO			\$ 123,339	1.42%	1.76%	-0.34%
145 MIS			\$ 154,331	1.78%	2.24%	-0.46%
322 STREETS						
325 MARINA				\$ 15,010		
330 PARK & TREES				\$ 357,038		
331 NON-DEPARTMENTAL				\$ 301,749		
332 DEBT SERVICE				\$ 463,002		
128 DRAINAGE					\$ 48,390	
140 UTILTIY FEE					\$ 5,525	
149 NON-DEPARTMENTAL					\$ -	
123 SOLID WASTE						\$ 494,435
213 RECYCLING						\$ 159,702
413 NON-DEPARTMENTAL						\$ -

YTD FUND EXPENSES



CASH POSITIONS

CENTRAL DEPOSITORY

General Fund	\$ 4,369,446
Accommodation	\$ 50,426
Park & Trees	\$ 1,902,899
Strom Water	\$ 433,287
Grant Fund	\$ 295,198
Tif 1	\$ 1,495,797
Tif 2	\$ 2,876,994
Capital Projects	\$ (493,484)
Recycling Fund	\$ 57,620
Police Fund	\$ 5,058
Trust Funds	\$ 16,278
Trustee Funds	\$ 111,992
Drug Seizure	\$ 56,184
Samantha Shrank	\$ 19,043
Renovation Project	\$ (242,528)
TOTAL BALANCE	\$ 10,954,211

OTHER BANK ACCOUNTS

Municipal Center	\$ 601,278
Certificate of Deposit	\$ 1,012,991
General Fund Credit C	\$ 209,342
Municipal Ct Credit C	\$ 202,535
TOTAL BALANCE	\$ 2,026,146