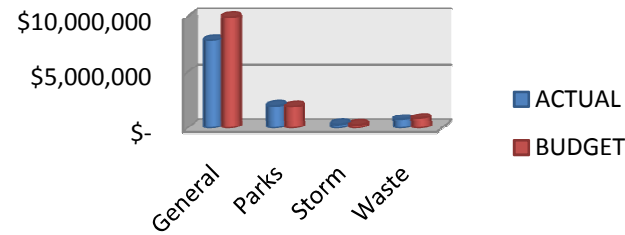



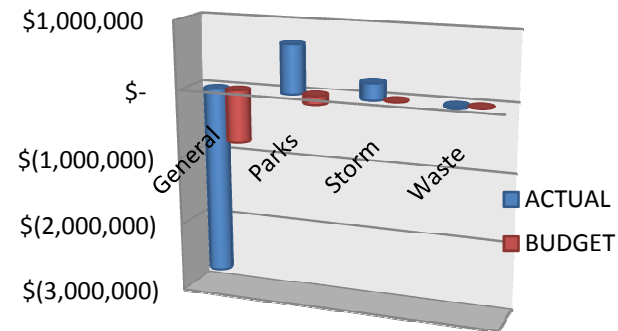
YTD FUND REVENUE



PER RESIDENT REVENUE & EXPENSE



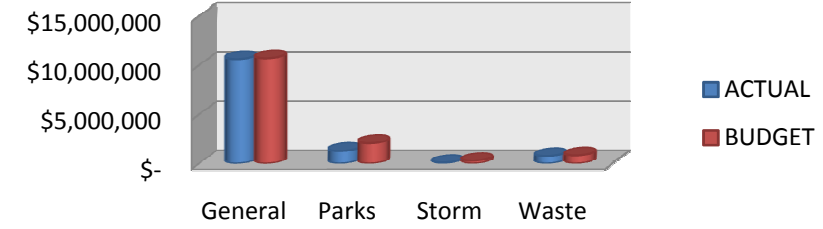
YTD FUND BALANCE CHANGE



CONDITION OF FUND BALANCES

YTD	MAY	FUND	Gen Fund	Parks Fund	Storm Water	Solid Waste
BEGINNING OF YEAR			\$ 8,762,128	\$ 1,007,885	\$ 98,653	\$ 167,737
YEAR TO DATE CHANGE			\$ (2,718,721)	\$ 708,086	\$ 241,370	\$ (24,388)
ENDING OF MONTH			\$ 6,043,407	\$ 1,715,971	\$ 340,023	\$ 143,349
PERCENTAGE CHANGE			-31.03%	70.25%	244.67%	-14.54%
YTD REVENUE			\$ 7,920,463	\$ 2,011,818	\$ 325,945	\$ 768,981
YTD COSTS AND EXPENSES				YTD %	BUDGET &	VARIANCE
101 CITY COUNCIL			\$ 127,126	1.19%	1.02%	0.17%
102 CITY MANAGER			\$ 632,056	5.94%	5.62%	0.32%
103 FINANCE MANAGER			\$ 495,755	4.66%	4.71%	-0.05%
104 COURTS AND LEGAL			\$ 484,582	4.55%	3.92%	0.64%
106 PLANNING			\$ 905,708	8.51%	7.62%	0.90%
111 POLICE			\$ 3,568,307	33.54%	35.43%	-1.89%
112 CROSSING GUARDS			\$ 33,070	0.31%	0.41%	-0.10%
113 CRIMINAL COURTS				0.00%	0.00%	0.00%
114 FIRE			\$ 1,916,147	18.01%	19.00%	-0.99%
115 PORT ROYAL FF			\$ 519,288	4.88%	5.09%	-0.21%
119 VICTIMS' RIGHTS			\$ 52,431	0.49%	0.51%	-0.02%
121 PUBLIC WORKS			\$ 163,196	1.53%	1.76%	-0.22%
122 STREETS			\$ 597,380	5.61%	6.07%	-0.45%
124 TRAFFIC			\$ 121,480	1.14%	1.43%	-0.29%
126 MAINTENANCE			\$ 55,714	0.52%	0.61%	-0.08%
127 STREET LIGHTENING			\$ -	0.00%	0.11%	-0.11%
131 NON-DEPARTMENTAL			\$ 611,567	5.75%	2.72%	3.03%
141 SRO			\$ 161,259	1.52%	1.76%	-0.25%
145 MIS			\$ 194,118	1.82%	2.24%	-0.41%
322 STREETS						
325 MARINA				\$ 16,112		
330 PARK & TREES				\$ 444,895		
331 NON-DEPARTMENTAL				\$ 379,723		
332 DEBT SERVICE				\$ 463,002		
128 DRAINAGE					\$ 79,050	
140 UTILTIY FEE					\$ 5,525	
149 NON-DEPARTMENTAL					\$ -	
123 SOLID WASTE						\$ 607,872
213 RECYCLING						\$ 185,497
413 NON-DEPARTMENTAL						\$ -

YTD FUND EXPENSES



CASH POSITIONS

CENTRAL DEPOSITORY

General Fund	\$ 4,250,380
Accommodation	\$ 95,680
Park & Trees	\$ 1,674,957
Strom Water	\$ 416,443
Grant Fund	\$ 295,355
Tif 1	\$ 1,588,384
Tif 2	\$ 2,847,487
Capital Projects	\$ (2,572,716)
Recycling Fund	\$ 41,270
Police Fund	\$ 4,949
Trust Funds	\$ 16,288
Trustee Funds	\$ 112,057
Drug Seizure	\$ 56,259
Samantha Shrank	\$ 19,054
Renovation Project	\$ (242,670)
TOTAL BALANCE	\$ 8,603,178

OTHER BANK ACCOUNTS

Municipal Center	\$ 601,740
Certificate of Deposit	\$ 1,012,991
General Fund Credit C	\$ 288,676
Municipal Ct Credit C	\$ 236,235
TOTAL BALANCE	\$ 2,139,641