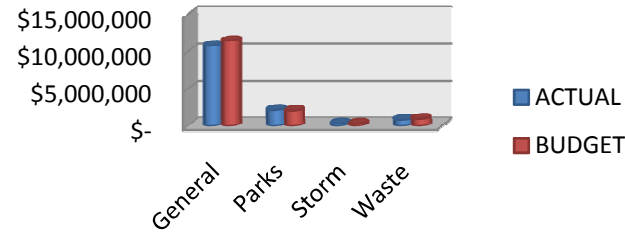



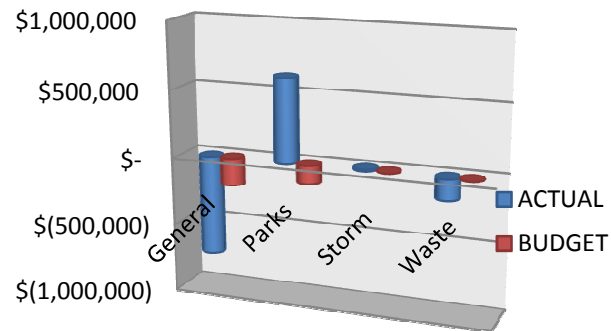
YTD FUND REVENUE



PER RESIDENT REVENUE & EXPENSE



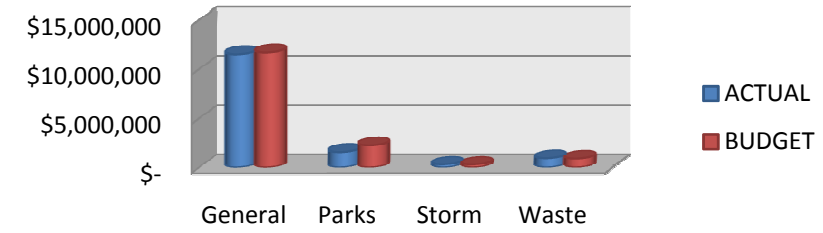
YTD FUND BALANCE CHANGE



CONDITION OF FUND BALANCES

YTD	JUNE	FUND	Gen Fund	Parks Fund	Storm Water	Solid Waste
BEGINNING OF YEAR			\$ 8,762,128	\$ 1,007,885	\$ 98,653	\$ 167,737
YEAR TO DATE CHANGE			\$ (724,765)	\$ 618,210	\$ 12,015	\$ (152,425)
ENDING OF MONTH			\$ 8,037,363	\$ 1,626,095	\$ 110,668	\$ 15,312
PERCENTAGE CHANGE			-8.27%	61.34%	12.18%	-90.87%
YTD REVENUE			\$ 10,800,614	\$ 2,220,676	\$ 326,068	\$ 830,268
YTD COSTS AND EXPENSES				YTD %	BUDGET &	VARIANCE
101 CITY COUNCIL			\$ 139,666	1.21%	1.02%	0.19%
102 CITY MANAGER			\$ 675,761	5.86%	5.62%	0.25%
103 FINANCE MANAGER			\$ 560,308	4.86%	4.71%	0.15%
104 COURTS AND LEGAL			\$ 514,968	4.47%	3.92%	0.55%
106 PLANNING			\$ 957,294	8.31%	7.62%	0.69%
111 POLICE			\$ 3,854,189	33.44%	35.43%	-1.99%
112 CROSSING GUARDS			\$ 35,865	0.31%	0.41%	-0.10%
113 CRIMINAL COURTS				0.00%	0.00%	0.00%
114 FIRE			\$ 2,019,119	17.52%	19.00%	-1.48%
115 PORT ROYAL FF			\$ 572,349	4.97%	5.09%	-0.12%
119 VICTIMS' RIGHTS			\$ 57,198	0.50%	0.51%	-0.01%
121 PUBLIC WORKS			\$ 173,183	1.50%	1.76%	-0.25%
122 STREETS			\$ 678,537	5.89%	6.07%	-0.18%
124 TRAFFIC			\$ 133,297	1.16%	1.43%	-0.28%
126 MAINTENANCE			\$ 62,261	0.54%	0.61%	-0.07%
127 STREET LIGHTENING			\$ -	0.00%	0.11%	-0.11%
131 NON-DEPARTMENTAL			\$ 671,345	5.82%	2.72%	3.11%
141 SRO			\$ 180,455	1.57%	1.76%	-0.20%
145 MIS			\$ 239,583	2.08%	2.24%	-0.16%
322 STREETS						
325 MARINA				\$ 19,492		
330 PARK & TREES				\$ 472,380		
331 NON-DEPARTMENTAL				\$ 647,592		
332 DEBT SERVICE				\$ 463,002		
128 DRAINAGE					\$ 191,810	
140 UTILTIY FEE					\$ 122,243	
149 NON-DEPARTMENTAL					\$ -	
123 SOLID WASTE						\$ 589,731
213 RECYCLING						\$ 197,961
413 DEPRECIATION						\$ 195,000

YTD FUND EXPENSES



CASH POSITIONS

CENTRAL DEPOSITORY

General Fund	\$	5,880,003
Accommodation	\$	95,691
Park & Trees	\$	1,558,084
Strom Water	\$	412,751
Grant Fund	\$	271,569
Tif 1	\$	1,596,658
Tif 2	\$	2,508,030
Capital Projects	\$	(1,323,456)
Recycling Fund	\$	54,582
Police Fund	\$	2,700
Trust Funds	\$	16,294
Trustee Funds	\$	112,098
Drug Seizure	\$	56,280
Samantha Shrank	\$	18,228
Renovation Project	\$	-
TOTAL BALANCE	\$	11,259,511

OTHER BANK ACCOUNTS

Municipal Center	\$	603,241
Certificate of Deposit	\$	1,049,488
General Fund Credit C	\$	288,676
Municipal Ct Credit C	\$	236,235
TOTAL BALANCE	\$	2,177,640