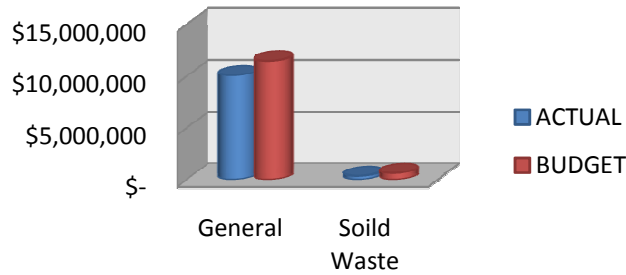
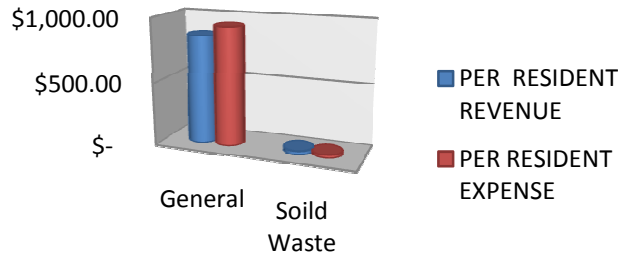


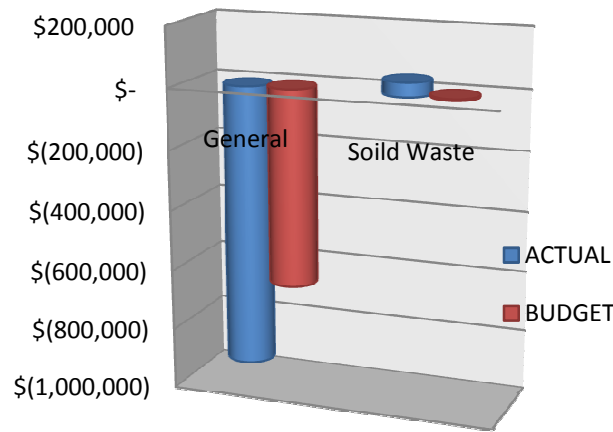
YTD FUND REVENUE



PER RESIDENT REVENUE & EXPENSE



YTD FUND BALANCE CHANGE



CONDITION OF FUND BALANCES-CASH BASIS REPORTING

YTD	APRIL	FUND	Gen Fund	Solid Waste
BEGINNING OF YEAR			\$ 9,732,099	\$ 90,758
YEAR TO DATE CHANGE			\$ (926,625)	\$ 44,334
ENDING OF MONTH			\$ 8,805,474	\$ 135,092
PERCENTAGE CHANGE			-9.52%	48.85%

YTD REVENUE	\$	10,075,434	\$	360,528
--------------------	-----------	-------------------	-----------	----------------

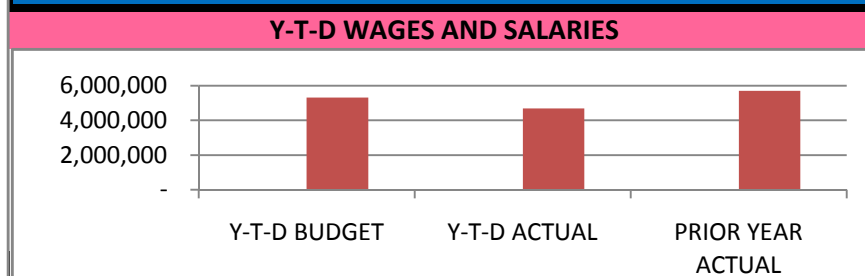
YTD COSTS AND EXPENSES

GENERAL FUND	EXPENSES	BUDGET VARIANCE
0 NON-DEPARTMENTAL	\$ 519,363	\$ 92,977
101 CITY COUNCIL	\$ 123,023	\$ 7,689
151 CITY MANAGER	\$ 467,313	\$ 36,106
152 FINANCE	\$ 364,129	\$ 60,479
154 TECHNOLOGY	\$ 223,782	\$ 27,989
201 COURTS & LEGALS	\$ 284,146	\$ 107,016
301 PLANNING	\$ 365,158	\$ 86,460
401 POLICE	\$ 2,830,162	\$ 288,064
402 SRO	\$ 170,620	\$ 1,305
403 CROSSING GUARDS	\$ 26,834	\$ 12,628
404 VICTIMS' RIGHTS	\$ 46,422	\$ 4,911
451 BEAUFORT FIRE	\$ 1,703,913	\$ (67,751)
452 PORT ROYAL FIRE	\$ 540,992	\$ 1,027
501 PUBLIC WORKS	\$ 267,754	\$ 14,537
502 STREETS	\$ 573,442	\$ (72,071)
503 PARKS	\$ 567,860	\$ 41,589
504 TRAFFIC	\$ 95,797	\$ 22,788
505 VEHICLE MAINTENACE	\$ 89,713	\$ 11,248
530 STORM WATER	\$ 583,347	\$ 204,210
801 DEBT SERVICE	\$ 1,158,290	\$ 248,449
TOTAL GF EXPENSES	\$ 11,002,060	\$ 1,129,650

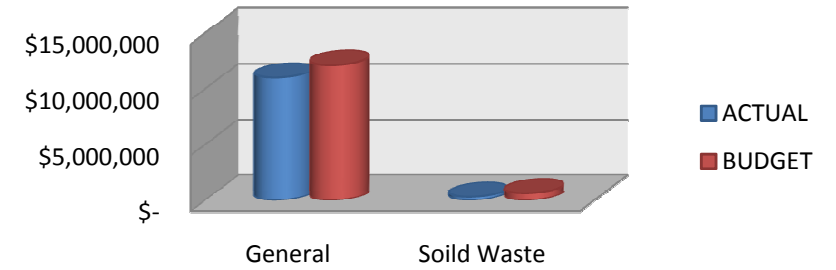
SOLID WASTE FUND

EXPENSES	BUDGET VARIANCE
551 SOLID WASTE	\$ 309,346

Y-T-D WAGES AND SALARIES



YTD FUND EXPENSES



CASH POSITIONS CENTRAL DEPOSITORY

General Fund	\$ 6,477,785
Accommodation	\$ 163,587
Tif 1	\$ 1,784,511
Tif 2	\$ 4,260,355
Drug Control	\$ 74,475
Trustee Funds	\$ 154,828
Capital Projects	\$ 35,891
Solid Waste	\$ (139,973)
Redevelopment	\$ (7,382)
TOTAL BALANCE	\$ 12,804,076
Municipal Center	\$ 608,352
Certificate of Deposit	\$ 1,049,488
General Fund Credit C	\$ 610,694
Municipal Ct Credit C	\$ 375,707
TOTAL BALANCE	\$ 2,644,241

CENTRAL DEPOSITORY ACCOUNT END- OF-MONTH BALANCE

