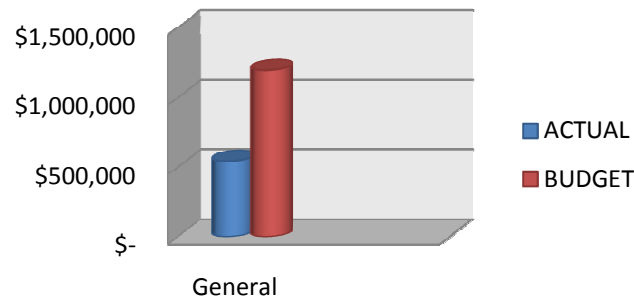
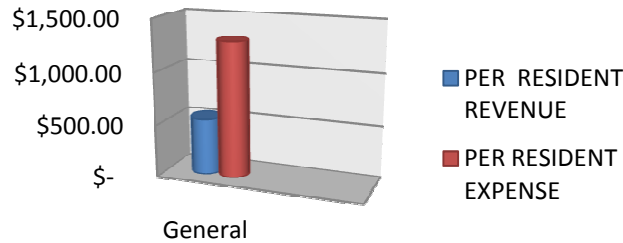


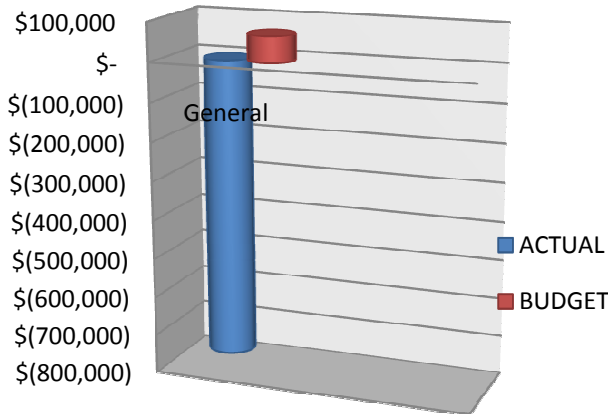
YTD FUND REVENUE



PER RESIDENT REVENUE & EXPENSE



YTD FUND BALANCE CHANGE



CONDITION OF FUND BALANCES-CASH BASIS REPORTING

YTD	JULY	FUND	Gen Fund	BUDGET VARIANCE
BEGINNING OF YEAR			\$ 10,465,684	
YEAR TO DATE CHANGE			\$ (759,388)	
ENDING OF MONTH			\$ 9,706,296	
PERCENTAGE CHANGE			-7.26%	

YTD REVENUE	\$ 543,041	\$ (655,925)
--------------------	-------------------	---------------------

YTD COSTS AND EXPENSES

GENERAL FUND	EXPENSES	BUDGET VARIANCE
NON-DEPARTMENTAL	\$ 26,750	\$ (32,484)
CITY COUNCIL	\$ 18,084	\$ 3,766
CITY MANAGER	\$ 41,359	\$ (10,116)
FINANCE	\$ 39,713	\$ 48
TECHNOLOGY	\$ 24,785	\$ (4,642)
COURTS & LEGALS	\$ 30,833	\$ (1,225)
PLANNING	\$ 27,087	\$ (15,937)
POLICE	\$ 423,510	\$ 115,688
SRO	\$ 17,641	\$ (414)
CROSSING GUARDS	\$ 174	\$ (2,901)
VICTIMS' RIGHTS	\$ 4,473	\$ (467)
BEAUFORT FIRE	\$ 152,197	\$ (8,240)
PORT ROYAL FIRE	\$ 46,271	\$ (12,822)
PUBLIC WORKS	\$ 32,882	\$ 4,563
STREETS	\$ 12,997	\$ (29,881)
PARKS	\$ 45,115	\$ 924
TRAFFIC	\$ 13,529	\$ 1,169
VEHICLE MAINTENACE	\$ 5,027	\$ (579)
STORM WATER	\$ 43,737	\$ 2,018
SOLID WASTE	\$ 1,744	\$ (63,938)
DEBT SERVICE	\$ 294,520	\$ 158,933
TOTAL GF EXPENSES	\$ 1,302,429	\$ (103,463)

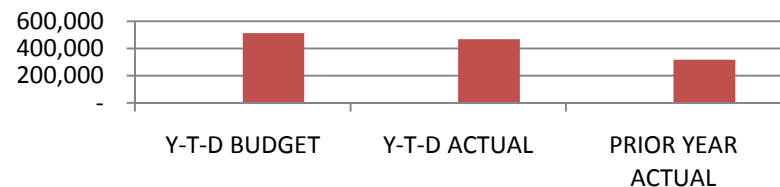
Y-T-D SURPLUS/DEFICIT	\$ (759,388)	\$ (759,388)
------------------------------	---------------------	---------------------

PRIOR YEAR Y-T-D REVENUE	\$ 562,247	\$ (19,205)
---------------------------------	-------------------	--------------------

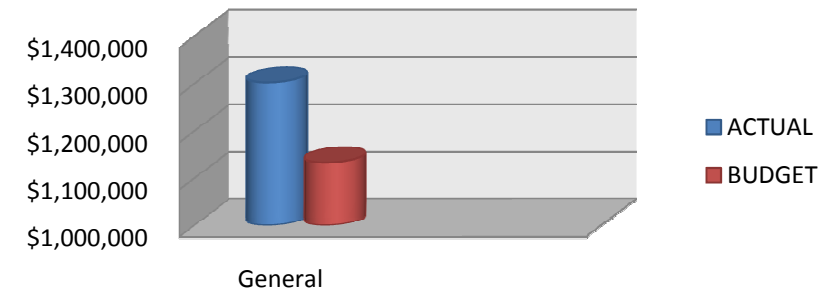
PRIOR YEAR Y-T-D EXPENSE	\$ 991,979	\$ 310,450
---------------------------------	-------------------	-------------------

PRIOR YEAR Y-T-D DEFICIT	\$ (429,733)	\$ (329,656)
---------------------------------	---------------------	---------------------

Y-T-D WAGES AND SALARIES



YTD FUND EXPENSES



CASH POSITIONS

CENTRAL DEPOSITORY

General Fund	\$ 6,774,134
Accommodation	\$ 99,362
Tif 1	\$ 1,441,985
Tif 2	\$ 2,811,376
Drug Control	\$ 78,452
Trustee Funds	\$ 151,037
Capital Projects	\$ 197,592
Solid Waste	\$ (75,699)
Redevelopment	\$ (31,234)
TOTAL BALANCE	\$ 11,447,005
Municipal Center	\$ 609,587
Certificate of Deposit	\$ 1,049,488
General Fund Credit C	\$ 671,839
Municipal Ct Credit C	\$ 401,858
TOTAL BALANCE	\$ 2,732,772

CENTRAL DEPOSITORY ACCOUNT END- OF-MONTH BALANCE

