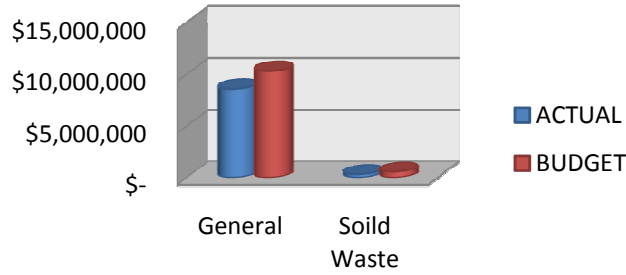
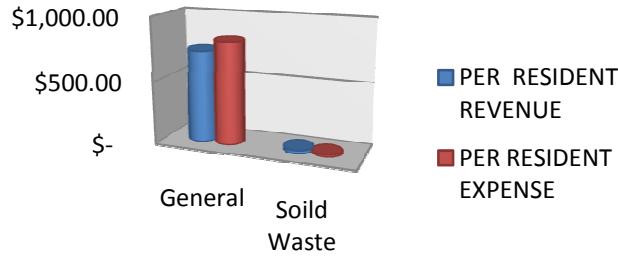


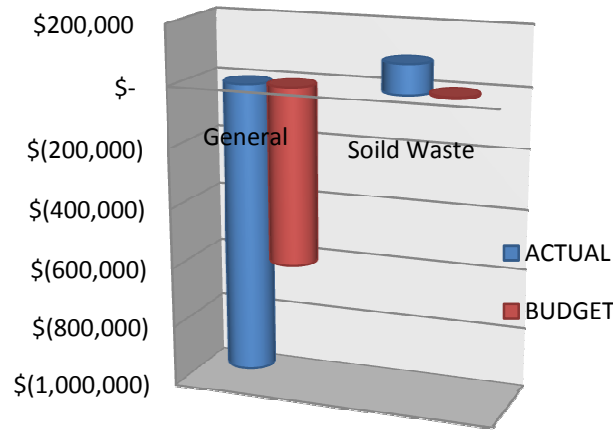
YTD FUND REVENUE



PER RESIDENT REVENUE & EXPENSE



YTD FUND BALANCE CHANGE



CONDITION OF FUND BALANCES-CASH BASIS REPORTING

YTD	MARCH	FUND	Gen Fund	Solid Waste
BEGINNING OF YEAR			\$ 9,732,099	\$ 90,758
YEAR TO DATE CHANGE			\$ (955,665)	\$ 95,977
ENDING OF MONTH			\$ 8,776,434	\$ 186,735
PERCENTAGE CHANGE			-9.82%	105.75%

YTD REVENUE	\$	8,612,623	\$	331,466
--------------------	-----------	------------------	-----------	----------------

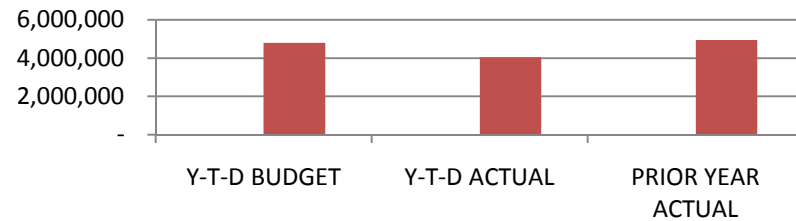
YTD COSTS AND EXPENSES

GENERAL FUND	EXPENSES	BUDGET VARIANCE
0 NON-DEPARTMENTAL	\$ 495,366	\$ 55,741
101 CITY COUNCIL	\$ 113,903	\$ 3,738
151 CITY MANAGER	\$ 402,797	\$ 50,280
152 FINANCE	\$ 322,832	\$ 59,316
154 TECHNOLOGY	\$ 209,885	\$ 16,710
201 COURTS & LEGALS	\$ 250,611	\$ 101,434
301 PLANNING	\$ 312,628	\$ 93,829
401 POLICE	\$ 2,498,707	\$ 307,696
402 SRO	\$ 146,785	\$ 7,948
403 CROSSING GUARDS	\$ 22,882	\$ 12,634
404 VICTIMS' RIGHTS	\$ 39,984	\$ 6,215
451 BEAUFORT FIRE	\$ 1,152,856	\$ 319,690
452 PORT ROYAL FIRE	\$ 477,057	\$ 10,760
501 PUBLIC WORKS	\$ 232,095	\$ 21,967
502 STREETS	\$ 515,315	\$ (64,082)
503 PARKS	\$ 493,199	\$ 55,304
504 TRAFFIC	\$ 80,641	\$ 26,085
505 VEHICLE MAINTENACE	\$ 75,234	\$ 15,631
530 STORM WATER	\$ 567,221	\$ 141,580
801 DEBT SERVICE	\$ 1,158,290	\$ 107,775
TOTAL GF EXPENSES	\$ 9,568,288	\$ 1,350,251

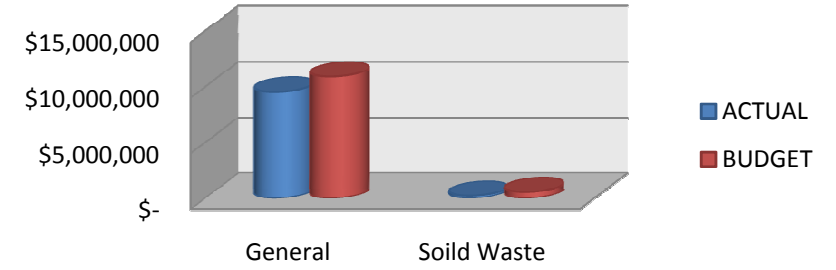
SOLID WASTE FUND

EXPENSES	BUDGET VARIANCE
551 SOLID WASTE	\$ 327,496

Y-T-D WAGES AND SALARIES



YTD FUND EXPENSES



CASH POSITIONS CENTRAL DEPOSITORY

General Fund	\$ 6,395,925
Accommodation	\$ 117,453
Tif 1	\$ 1,826,006
Tif 2	\$ 4,239,601
Drug Control	\$ 73,335
Trustee Funds	\$ 156,083
Capital Projects	\$ 399,441
Solid Waste	\$ 52,659
Redevelopment	\$ (3,097)
TOTAL BALANCE	\$ 13,257,406
Municipal Center	\$ 607,769
Certificate of Deposit	\$ 1,049,488
General Fund Credit C	\$ 585,918
Municipal Ct Credit C	\$ 363,956
TOTAL BALANCE	\$ 2,607,131

CENTRAL DEPOSITORY ACCOUNT END- OF-MONTH BALANCE

